



NRG 2026 BASECAMP DISCOVERY

6 Builds • 6 Discoveries About Jesus

Science, stories, songs, and hands-on discovery!



Sunday Celebration
12 July • 9am-2pm

Come back on Sunday for our Celebration Build!

MONDAY
6 JULY

"I AM THE BREAD OF LIFE"



Project Build:
Gearbox Car



TUESDAY
7 JULY

"I AM THE LIGHT OF THE WORLD"



Project Build:
Voice-Activated Lamp



WEDNESDAY
8 JULY

"I AM THE GOOD SHEPHERD"



Project Build:
Flower Music Box



THURSDAY
9 JULY

"I AM THE RESURRECTION AND THE LIFE"



Project Build:
Ping-Pong Ball Launcher



FRIDAY
10 JULY

"I AM THE WAY, THE TRUTH AND THE LIFE"



Project Build:
Marble Vortex



SUNDAY CELEBRATION
12 JULY

"I AM THE TRUE VINE"



Celebration Build:
Spirograph Drawing Machine



MEMORY VERSES FOR THE WEEK

MONDAY
6 JULY

John 6:35
"I am the bread of life"



TUESDAY
7 JULY

John 8:12
"I am the light of the world"



WEDNESDAY
8 JULY

John 10:11
"I am the good shepherd"



THURSDAY
9 JULY

John 11:25
"I am the resurrection and the life"



FRIDAY
10 JULY

John 14:6
"I am the way and the truth and the life"



SUNDAY CELEBRATION
12 JULY

John 15:5
"I am the vine; you are the branches"



ADVENTURE
FRIENDSHIP
FAITH · FUN!

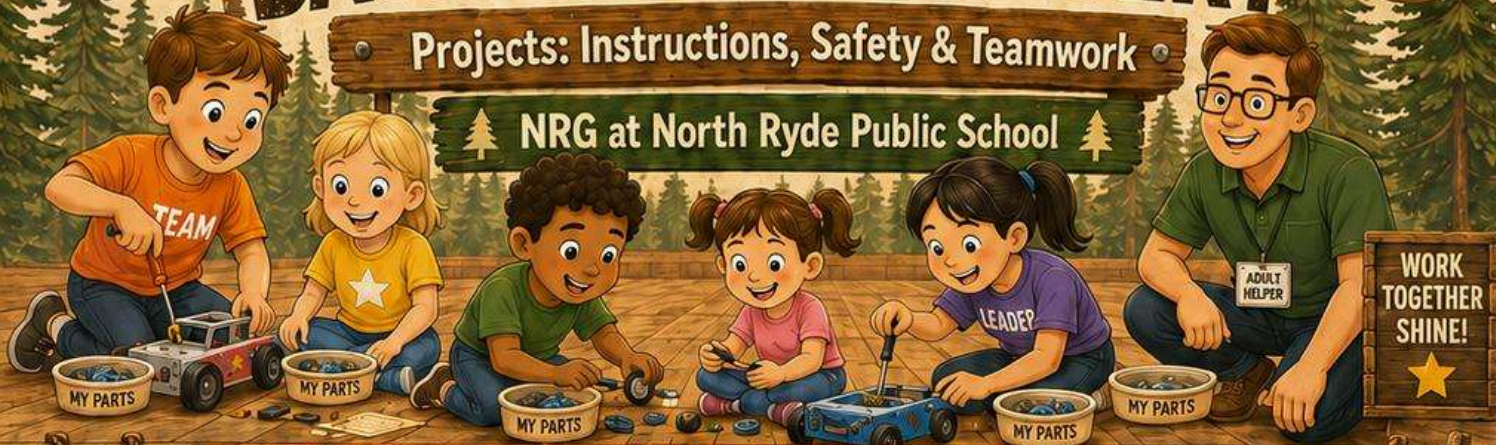
BIBLE STORIES
HANDS-ON SCIENCE
WORSHIP & SONGS
TEAM CHALLENGES
FUN & FRIENDS

SEE YOU THERE!

EXPLORE. DISCOVER. GROW IN JESUS TOGETHER!

Projects: Instructions, Safety & Teamwork

NRG at North Ryde Public School



1) SAFETY, SAFETY, SAFETY!

BE KIND
BE SAFE
HAVE FUN!

- Our kits contain batteries, screws and small parts.
- Never put any part in your mouth — **at any time, for any reason.**
- Be extra careful at home near babies or toddlers — small parts could come off and be swallowed.
- Use tools carefully and listen to adult helpers.
- No food or drinks during the build session for safety, unless there is a medical reason.
- Morning tea follows at 10:45am.



2 YOUR BASE CAMP TEAM

- Stay in the same Base Camp Discovery group for all five days.
- Year 5 and Year 6 students help the Kindy children make their projects.
- Adult helpers will be around to help everyone.
- Each morning there is a prize for collaborative teamwork.



3 OPEN YOUR BAG CAREFULLY

- Open your zip lock project bag carefully.
- Each bag contains an additional copy of the instructions.
- Check you have all the parts first!
- Put ALL your parts into your personal bowl or container (supplied).
- Keep all your pieces in your own little space so nothing gets lost.



4 WORKING ON THE FLOOR

- We build on the floor in the air-conditioned North Ryde Public School auditorium.
- Stay in your own space and do not spread pieces everywhere.
- Try not to move around unnecessarily.
- Keep noise down so everyone can hear instructions.



5 TOOLS

- The main tool is a Phillips head screwdriver.
- Small wire cutters may sometimes be needed.
- Adult helpers will assist when needed.



6 TOILET ROUTINE

- Put your hand up if you need the toilet.
- Children go in pairs of the same sex.
- You may only go when you have the pass.
- Use the Girls 1 / Girls 2 or Boys 1 / Boys 2 passes.
- Return the pass to an adult leader or another waiting group when you come back.
- This keeps toilet numbers low and safe.



7 DECORATE, LABEL & BUILD

- You can decorate your project — there will be a prize for the best-looking project.
- You may want to colour or decorate some parts before assembly.
- Every project must be clearly named using the supplied name stickers.



8 FINISH EARLY?

- If you finish early, your group will have another activity.
- It might be a drama, a picture-making challenge, or another teamwork task.
- Winning teams receive a prize.




9 LISTEN FOR THE SIGNAL

- When Mr Chappell says stop, put your hands on your head, be very quiet, and listen carefully.
- If we all work together, our projects will look amazing.



10 FOLLOW DIRECTIONS

- Students who do not follow directions will first receive a yellow card.
- Yellow card = sit out for 10 minutes.
- If needed, a red card follows.
- Red card = parents will be asked to pick you up.



11 PROJECT COLLECTION

- Monday, Tuesday, Wednesday and Thursday projects are collected at school.
- Friday's project is collected at church.
- Sunday's project is a collaborative task with parents at church.



12 A GREAT WEEK AHEAD!

- There will also be videos, songs, short dramas and lots of fun each day.
- Let's work carefully, help each other, and have an awesome week at Base Camp Discovery.



EXPLORE ★ DISCOVER ★ BUILD ★ TOGETHER!

Be kind. Be safe. Have fun. ❤️

SEE YOU THERE!



NRG 2026

BASECAMP DISCOVERY

DAY 1 — MONDAY 6 JULY

I AM THE BREAD OF LIFE

PROJECT BUILD: GEARBOX CAR



1 KEY VERSE



Jesus said,
"I am the bread of life.
Whoever comes to me
will never go hungry,
and whoever believes
in me will never
be thirsty."
— John 6:35

2 BIG IDEA



Jesus gives the
life we really need
and satisfies our
deepest hunger.

3 85-MINUTE PLAN



9:20 Welcome, wonder
question and prayer
9:25 Song: "Every Move I Make"
9:30 Video: "Simple Machines – Gears"
9:40 Bible story + mini drama:
John 6:32–40
9:52 Build the gearbox car
10:27 Test track + science chat
10:37 Colour-in + memory verse
10:45 Finish

4 YOUTUBE PICK



"Simple Machines – Gears"
A kid-friendly video
about how gears
transfer power.

5 UPBEAT SONG



"Every Move
I Make"

6 MINI BIBLE STORY



After feeding the
crowd, Jesus said
he is the bread of life.
We need more than
food for one day —
we need Jesus forever.

7 MINI DRAMA (3 ROLES)



Roles: Narrator,
Hungry Child, Jesus.
Narrator: "The crowd
wanted more bread."
Hungry Child: "Who can
truly fill us up?"
Jesus: "I am the
bread of life."
Kids together:
"Jesus gives true life!"

8 SCIENCE SNAPSHOT



Gears pass
movement from
the motor to
the wheels.
Different sized gears
can change speed
and power.

9 HOW TODAY'S BUILD CONNECTS



The car only
moves when power
passes through
the gears.
Jesus gives the life
and strength we
truly need.

10 COLOUR ME



ADVENTURE
FRIENDSHIP
FAITH
FUN

TODAY'S BUILD:
GEARBOX CAR



Remember:
Jesus gives
true life!



NRG 2026 BASE CAMP DISCOVERY



6 Builds · 6 Discoveries About Jesus

MONDAY 6 JULY

I AM THE BREAD OF LIFE

John 6:35

Jesus Feeds the Hungry Crowd

A huge crowd followed Jesus up a hillside to hear him teach. When it grew late, everyone was hungry and there were no shops nearby. A young boy shared his small lunch — five loaves of bread and two little fish. Jesus took the food, looked up to heaven and gave thanks to God. Then he began to share it out, and an amazing miracle happened: more than five thousand people ate until they were full! The helpers even gathered twelve baskets of leftovers. Later Jesus said, "I am the bread of life." He feeds our hearts forever.

TODAY'S BUILD: Gearbox Car


WORD SEARCH

B	O	Y	B	G	V	I	F	I	S	H	E	R
K	L	S	B	X	W	T	T	U	P	V	W	U
H	E	A	V	E	N	O	S	E	I	U	N	L
R	F	J	E	S	U	S	H	F	K	G	M	S
J	H	U	N	G	R	Y	A	L	A	S	E	E
I	K	K	Z	L	W	C	R	O	K	Y	A	T
B	B	B	I	F	T	E	E	A	S	J	L	B
M	R	R	E	W	J	D	P	V	X	H	B	J
F	Q	E	E	X	C	J	M	E	K	J	N	D
D	R	L	A	P	P	K	Z	S	Z	K	D	P
D	V	W	P	D	N	B	J	F	U	L	L	K
E	X	D	W	O	R	C	S	K	N	A	H	T
E	L	C	A	R	I	M	V	E	F	U	S	M

Find these 15 words:

- Basket
- Boy
- Bread
- Crowd
- Fish
- Five
- Full
- Heaven
- Hungry
- Jesus
- Loaves
- Miracle
- Share
- Thanks
- Twelve

CROSSWORD



ACROSS

1. Not hungry any more
3. To give some to other people
5. An amazing thing only God can do
6. Jesus gave ___ to God for the food
8. Two little ones were in the boy's lunch
12. Jesus said, "I am the ___ of life."
13. How many baskets of leftovers
14. He gave his lunch to Jesus

DOWN

2. Five of these (a kind of bread) were shared
4. The leftovers were gathered into this
7. Jesus looked up to ___ to pray
8. The number of loaves
9. How everyone felt with no food
10. A very big group of people
11. The Son of God who fed the crowd

EXPLORE · DISCOVER · GROW IN JESUS TOGETHER!

John 6:35 — "I am the bread of life."

NRG 2026 BASECAMP DISCOVERY

DAY 2 — TUESDAY 7 JULY

"I AM THE LIGHT OF THE WORLD"

PROJECT BUILD: VOICE-ACTIVATED LAMP

1 KEY VERSE



Jesus said, "I am the light of the world. Whoever follows me will never walk in darkness, but will have the light of life."

— John 8:12

2 BIG IDEA



Jesus brings true light to our dark world and helps us see God clearly.

3 85-MINUTE PLAN

- 9:20 Welcome, wonder question and prayer
- 9:25 Song: "This Little Light of Mine"
- 9:30 Video: "What Is Sound?" — SciShow Kids
- 9:40 Bible story + mini drama: John 9:1-11
- 9:52 Build the voice-activated lamp
- 10:27 Sound test + science chat
- 10:37 Colour-in + memory verse
- 10:45 Finish

4 YOUTUBE PICK

"What Is Sound?"
— SciShow Kids



5 UPBEAT SONG



"This Little Light of Mine"



6 MINI BIBLE STORY



Jesus healed a man who had been blind. Jesus shows that he is the light of the world and opens our eyes to God's truth.

7 MINI DRAMA (3 ROLES)

Roles: Narrator, Blind Man, Jesus.

Narrator:
"A man had never seen the light."

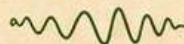
Blind Man:
"I want to see!"

Jesus:
"I am the light of the world."

Kids together:
"Jesus brings light!"

8 SCIENCE SNAPSHOT

Sound travels in waves through the air. A sensor can detect sound and help switch on a lamp in a simple circuit.



9 HOW TODAY'S BUILD CONNECTS

When our voices reach the sensor, the lamp shines.

Jesus shines even more brightly by bringing truth, hope, and sight.

10 COLOUR ME



ADVENTURE

FRIENDSHIP

FAITH · FUN!

TODAY'S BUILD:
VOICE-ACTIVATED LAMP

Remember:
Jesus shines
in us and
through us!



NRG 2026 BASE CAMP DISCOVERY

6 Builds · 6 Discoveries About Jesus



TUESDAY 7 JULY I AM THE LIGHT OF THE WORLD John 8:12

Jesus, the Light of the World

Have you ever been in a really dark room and bumped into things? When it is dark, it is hard to see where to go. One day Jesus said something wonderful: "I am the light of the world." He meant that he shows us the right way to live, like a bright lamp on a dark night. When we follow Jesus, we do not have to walk in the dark or feel afraid. His light helps us see what is good and true, and it never goes out. Jesus shines brighter than the sun, and he wants his light to glow in us too, so we can shine and share his love with everyone we meet.

TODAY'S BUILD: Voice-Activated Lamp


WORD SEARCH

O	V	F	A	P	V	N	S	Q	P	J	U	L
M	V	I	T	R	U	E	E	A	S	U	N	R
D	A	R	K	W	A	O	T	T	X	C	K	X
B	R	G	L	O	W	H	I	E	H	H	Y	P
L	W	O	R	L	D	T	J	B	V	G	L	S
U	T	E	W	J	M	X	N	R	U	C	I	A
L	T	G	W	K	S	F	H	I	H	U	O	L
M	A	W	V	H	J	S	N	G	B	M	W	S
N	Y	M	I	V	E	W	L	H	B	F	O	C
I	S	N	P	W	S	F	O	T	O	Q	P	R
T	E	Y	A	B	U	P	V	K	J	O	B	Z
Z	E	N	G	R	S	U	E	T	H	G	I	N
C	W	O	L	L	O	F	X	E	A	M	V	N

Find these 15 words:

- Bright
- Dark
- Follow
- Glow
- Jesus
- Lamp
- Light
- Love
- Night
- Path
- See
- Shine
- Sun
- True
- World

CROSSWORD



ACROSS

1. A small light you can carry
3. Jesus said, "I am the ___ of the world."
6. To go after Jesus and do as he says
9. The opposite of light
10. He helps us walk in the light
12. The dark part of the day
13. The big light up in the sky
14. Real and right, like Jesus' words

DOWN

2. A track that you walk along
4. A soft, warm kind of light
5. Jesus is the light of the ___
7. What we share when we shine for Jesus
8. Full of light; not dim
11. What a bright light does
13. What light helps your eyes do

EXPLORE · DISCOVER · GROW IN JESUS TOGETHER!

John 8:12 — "I am the light of the world."



NRG 2026 BASECAMP DISCOVERY

DAY 3 — WEDNESDAY 8 JULY

≡ I AM THE GOOD SHEPHERD ≡

PROJECT BUILD: FLOWER MUSIC BOX

1 KEY VERSE

Jesus said,
'I am the good shepherd.
The good shepherd
lays down his life
for the sheep.'
— John 10:11



2 BIG IDEA

Jesus knows,
loves, and
protects his people
like a perfect
shepherd.



3 85-MINUTE PLAN

- 9:20 Welcome, wonder question and prayer
- 9:25 Song: "The Good Shepherd Song"
- 9:30 Video: "How a Wind Up Music Box Works"
- 9:40 Bible story + mini drama: John 10:11-16
- 9:52 Build the flower music box
- 10:27 Listen + science chat
- 10:37 Colour-in + memory verse
- 10:45 Finish



4 YOUTUBE PICK



"How a Wind Up
Music Box Works"
— a fun video about
gears, vibration,
and sound.



5 UPBEAT SONG



"The Good
Shepherd Song"



6 MINI BIBLE STORY

Jesus said he is the
good shepherd.
He knows his sheep,
calls them, and
cares for them with
great love.



7 MINI DRAMA (3 ROLES)

Roles: Narrator, Sheep, Shepherd



Narrator: "A sheep
hears a familiar voice."



Sheep: "Who is
calling me?"



Shepherd: "I am your
good shepherd. Follow me."



Kids together:
"Jesus cares for us!"

8 SCIENCE SNAPSHOT

When the handle
turns, gears move
the mechanism.
Tiny metal parts
vibrate to make
musical sounds
we can hear.



9 HOW TODAY'S BUILD CONNECTS

As the music box turns,
we hear a clear sound.
Jesus is the good
shepherd whose sheep
know and follow his voice.



10 COLOUR ME



TODAY'S BUILD:
**FLOWER
MUSIC BOX**



Remember:
Jesus is the
good shepherd!





NRG 2026 BASE CAMP DISCOVERY



6 Builds · 6 Discoveries About Jesus

WEDNESDAY 8 JULY

I AM THE GOOD SHEPHERD

John 10:11

The Good Shepherd Who Cares

In Jesus' time, a shepherd looked after a flock of sheep every day. He led them to green fields and fresh water, and kept them safe from danger. The sheep knew their shepherd's voice and followed him through the gate. If even one little lamb went missing, the shepherd would search until it was found. Jesus said, "I am the good shepherd." He loves us so much that he gave his own life to keep us safe. We are like his sheep, and he knows each one of us by name. When we listen for his voice and follow him, we are never lost or alone.

TODAY'S BUILD: Flower Music Box


WORD SEARCH

M	U	C	A	I	O	Z	Z	D	G	I	E	U
Q	U	U	G	A	T	E	L	O	C	A	R	E
V	O	I	C	E	L	D	O	P	E	I	A	B
B	G	L	A	M	B	D	V	V	E	N	I	R
K	F	O	U	N	D	L	E	S	S	E	B	X
W	T	U	P	W	U	O	U	H	N	E	H	L
F	R	F	G	M	F	S	J	E	A	R	E	S
E	I	I	K	L	J	K	Z	P	L	G	W	C
K	Y	E	O	T	E	B	S	H	B	I	F	E
S	J	C	L	L	S	M	A	E	L	R	E	J
D	K	P	X	D	U	H	F	R	B	O	J	F
Q	X	C	J	M	S	K	E	D	J	N	S	D
D	R	P	P	K	Z	Z	K	D	P	D	W	T

Find these 15 words:

- Care
- Field
- Flock
- Found
- Gate
- Good
- Green
- Jesus
- Lamb
- Lost
- Love
- Safe
- Sheep
- Shepherd
- Voice

CROSSWORD



ACROSS

1. The colour of the grassy field
2. A baby sheep
3. What happened to the lost sheep
4. Kept away from all danger
8. The sheep know the shepherd's ____
9. To look after someone kindly
10. What the wandering sheep became
11. Jesus said, "I am the good ____."
12. Woolly animals the shepherd looks after

DOWN

1. Jesus is the ____ shepherd
2. Why the shepherd gives his life
3. A whole group of sheep
5. An open, grassy place
6. The way in and out of the sheep pen
7. The Good Shepherd

EXPLORE · DISCOVER · GROW IN JESUS TOGETHER!

John 10:11 — "I am the good shepherd."



NRG 2026 BASECAMP DISCOVERY

DAY 4 — THURSDAY 9 JULY

I AM THE RESURRECTION
AND THE LIFE

PROJECT BUILD:
PING-PONG BALL LAUNCHER

1 KEY VERSE



Jesus said, "I am the resurrection and the life. The one who believes in me will live, even though they die."
— John 11:25

2 BIG IDEA



Jesus gives real hope and life that death cannot stop.

3 85-MINUTE PLAN



- 9:20 Welcome, wonder question and prayer
- 9:25 Song: "Alive, Alive, Forevermore"
- 9:30 Video: "Super Simple Machines: Levers"
- 9:40 Bible story + mini drama: John 11:17-44
- 9:52 Build the ping-pong ball launcher
- 10:27 Launch test + science chat
- 10:37 Colour-in + memory verse
- 10:45 Finish

4 YOUTUBE PICK



"Super Simple Machines: Levers"
— a fun video about how levers help launch and lift.

5 UPBEAT SONG



"Alive, Alive, Forevermore"

6 MINI BIBLE STORY



Lazarus had died, but Jesus called him out of the tomb. Jesus showed that he is the resurrection and the life.

7 MINI DRAMA (4 ROLES)



Roles: Narrator, Martha, Jesus, Lazarus.
Narrator: "Everyone was sad at the tomb."
Martha: "Lord, if you had been here..."
Jesus: "I am the resurrection and the life."
Lazarus: "I'm coming out!"

8 SCIENCE SNAPSHOT



A lever helps move a load. When force is applied, stored energy and the launch angle affect how far the ball travels.

9 HOW TODAY'S BUILD CONNECTS

A still ball suddenly bursts into motion. Jesus gives even greater hope, because he gives life that death cannot stop.

10 COLOUR ME



Remember:
Jesus gives life
that death
cannot stop!





NRG 2026 BASE CAMP DISCOVERY

6 Builds · 6 Discoveries About Jesus



THURSDAY 9 JULY

I AM THE RESURRECTION AND THE LIFE

John 11:25

Jesus Brings Lazarus Back to Life

Jesus had a good friend named Lazarus, who lived with his sisters Mary and Martha. One day Lazarus became very sick and died, and his friends were full of sadness. By the time Jesus arrived, Lazarus had been in the tomb for four days. When Jesus saw everyone crying, he wept too, because he loved them. He went to the tomb and asked them to roll the heavy stone away. Then Jesus called out in a loud voice, "Lazarus, come out!" And Lazarus walked out of the grave, alive again! Jesus said, "I am the resurrection and the life." Everyone who believes in him will live.

TODAY'S BUILD: Ping-Pong Ball Launcher


WORD SEARCH

O	V	F	A	P	V	N	S	Q	R	J	U	L
M	V	I	M	A	R	Y	A	I	F	O	U	R
A	L	I	V	E	E	R	S	H	W	A	O	X
C	K	T	O	M	B	E	X	B	T	R	I	E
H	C	A	L	L	E	D	Y	B	P	R	L	T
J	V	L	S	U	T	E	W	E	J	M	A	X
L	N	U	C	A	F	T	V	L	G	W	K	M
F	I	H	H	R	U	A	O	I	M	W	V	S
N	B	F	I	M	R	W	W	E	S	N	Y	V
W	B	E	E	G	F	O	E	V	C	I	W	F
O	N	Q	P	R	T	Y	P	E	A	B	P	K
D	J	O	B	E	N	O	T	S	U	S	E	J
S	U	R	A	Z	A	L	Z	Z	N	G	R	U

Find these 15 words:

- Alive
- Grave
- Mary
- Believe
- Jesus
- Rise
- Called
- Lazarus
- Stone
- Four
- Life
- Tomb
- Friend
- Martha
- Wept

CROSSWORD



ACROSS

1. A cave where a dead person was laid
3. The other sister of Lazarus
5. Lazarus was Jesus' _____
6. The friend who was raised from death
8. He brought Lazarus back to life
10. Jesus said, "I am the resurrection and the _____."
12. A place where someone is buried
13. Another word for cried
14. To get up; to come back to life

DOWN

2. A sister of Lazarus
4. To trust in Jesus
5. Days Lazarus had been in the tomb
7. Living, not dead
9. It was rolled away from the tomb
11. Jesus _____ out, "Lazarus, come out!"

EXPLORE · DISCOVER · GROW IN JESUS TOGETHER!

John 11:25 — "I am the resurrection and the life."

NRG 2026 BASECAMP DISCOVERY

DAY 5 — FRIDAY 10 JULY

I AM THE WAY, THE TRUTH
AND THE LIFE

PROJECT BUILD: MARBLE VORTEX

1 KEY VERSE

Jesus said, 'I am the way and the truth and the life. No one comes to the Father except through me.'
— John 14:6



2 BIG IDEA

Jesus is the true way to the Father and the one we can trust.



3 85-MINUTE PLAN

9:20 Welcome, wonder question and prayer
9:25 Song: "One Way"
9:30 Video: "What Is Gravity?"
9:40 Bible story + mini drama: John 14:1-6
9:52 Build the marble vortex
10:27 Marble test + science chat
10:37 Colour-in + memory verse
10:45 Finish



4 YOUTUBE PICK



"What Is Gravity?"
—a kid-friendly video about how gravity pulls things down.



5 UPBEAT SONG

"One Way"



6 MINI BIBLE STORY

Thomas asked Jesus how to find the way. Jesus said that he himself is the way, the truth, and the life.




7 MINI DRAMA (3 ROLES)

Roles: Narrator, Thomas, Jesus
Narrator: "The disciples were worried."
Thomas: "Lord, we don't know the way!"
Jesus: "I am the way, the truth and the life."
Kids together: "We will follow Jesus!"



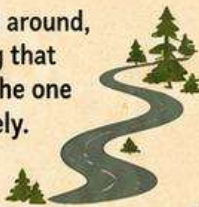
8 SCIENCE SNAPSHOT

Gravity pulls the marbles downward. The spiral track guides their path as they move faster around the circle.



9 HOW TODAY'S BUILD CONNECTS

The marbles travel around and around, but there is one clear opening that leads them through. Jesus is the one true way who leads us safely.



10 COLOUR ME



TODAY'S BUILD:
MARBLE
VORTEX

Remember:
Jesus leads us
in the true way!



NRG 2026 BASE CAMP DISCOVERY

6 Builds · 6 Discoveries About Jesus



FRIDAY 10 JULY

I AM THE WAY, THE TRUTH AND THE LIFE

John 14:6

Jesus Shows Us the Way

Jesus knew it was almost time for him to go back to his Father in heaven. His friends felt worried, because they did not want him to leave. Jesus said kind words to cheer them up: "Do not let your hearts be troubled." He told them that in his Father's house there are many rooms, and he was going ahead to prepare a special place for them. Then Jesus said, "I am the way, the truth and the life." He is the path that leads us all the way home to God. When we trust and follow Jesus and pray to him, we find peace and never get lost.

TODAY'S BUILD: Marble Vortex


WORD SEARCH

O	V	F	A	P	V	N	S	Q	H	J	U	L
M	V	I	P	R	A	Y	W	O	G	O	D	E
H	O	U	S	E	R	W	M	O	A	O	X	C
K	X	R	O	O	M	E	B	R	L	I	E	H
Y	J	E	S	U	S	P	L	H	T	L	J	V
L	S	U	T	E	T	R	A	E	H	W	O	J
L	M	X	N	U	T	C	A	A	T	G	W	F
K	I	F	H	R	T	H	U	V	O	M	W	V
S	N	F	U	B	R	M	W	E	W	S	N	Y
V	W	S	E	B	U	F	A	N	O	C	I	W
F	T	O	Q	P	T	R	Y	T	Y	A	B	P
K	J	O	B	Z	H	Z	N	E	C	A	E	P
G	R	E	H	T	A	F	R	U	C	X	E	A

Find these 15 words:

- Father
- Follow
- God
- Heart
- Heaven
- Home
- House
- Jesus
- Life
- Peace
- Pray
- Room
- Trust
- Truth
- Way

CROSSWORD



ACROSS

2. To go where Jesus leads
5. Jesus always tells the ____
7. Jesus goes to prepare a place with his ____
9. To believe and lean on Jesus
12. God's home up above
13. The one Jesus calls Father
14. A calm, happy feeling Jesus gives

DOWN

1. To talk to God
3. The new ____ that Jesus gives us
4. Jesus said, "I am the ____, the truth and the life."
6. "Do not let your ____ be troubled."
8. Jesus leads us all the way ____ to God
10. His Father's house has many of these
11. The way to God the Father
12. His Father's ____ has many rooms

EXPLORE · DISCOVER · GROW IN JESUS TOGETHER!

John 14:6 — "I am the way, the truth and the life."



NRG 2026 BASECAMP DISCOVERY



JESUS
S
YOU

GROW IN
JESUS
TOGETHER!

SUNDAY CELEBRATION – 12 JULY – 9AM–2PM

“I AM THE TRUE VINE”

CELEBRATION BUILD:
SPIROGRAPH DRAWING MACHINE

1 KEY VERSE



Jesus said,
“I am the vine;
you are the branches.
If you remain in me
and I in you,
you will bear much
fruit.” – John 15:5



2 BIG IDEA



When we stay
connected to Jesus
and his people,
our lives grow
good fruit.



3 CELEBRATION PLAN

9:00 Welcome to church
9:20 Singing together
9:45 Bible talk + mini
drama: John 15:1-8
10:15 Morning tea ☕
10:45 Build the spirograph
drawing machine
11:30 Pattern art +
science chat
12:15 Lunch 🍎
1:00 Family fun +
memory verse
2:00 Finish

4 YOUTUBE PICK



“How To Use
a Spirograph”
– a fun video
showing how
gears and pens
make patterns.



Scan to watch!

5 UPBEAT SONG



“No Greater Love
(Remain in Me)”



6 MINI BIBLE STORY



Jesus said he is
the true vine and
his people are like
branches. When we
stay close to him,
our lives can grow
fruit that
pleases God.

7 MINI DRAMA (3 ROLES)



Narrator:
“Jesus taught his
friends using a vine.”
Branch:
“What happens if I
stay connected?”
Jesus:
“Remain in me and
you will bear
much fruit.”
Kids together:
“We want to stay
close to Jesus!”

8 SCIENCE SNAPSHOT



Rotating gears
and circles can
make repeating
patterns.
The size and
position of the
gears change
the shape of
the design.



9 HOW TODAY'S BUILD CONNECTS



The drawing looks
best when all the
parts stay connected.
In the same way,
we grow best when
we remain in Jesus
and stay connected
to his people.

10 COLOUR ME



ADVENTURE
FRIENDSHIP
FAITH-FUN!

TODAY'S BUILD:
SPIROGRAPH
DRAWING MACHINE



Remember:
Stay connected
to Jesus!



Thanks for coming back for the Sunday Celebration!



NRG 2026 BASE CAMP DISCOVERY



6 Builds · 6 Discoveries About Jesus

SUNDAY 12 JULY I AM THE TRUE VINE John 15:5

Jesus the True Vine

Have you ever seen a grapevine growing in a garden? It has a strong main stem, with lots of branches reaching out from it. The branches only grow juicy grapes when they stay joined to the vine. If a branch is broken off, it dries up and cannot grow any fruit. Jesus said, "I am the true vine, and you are the branches." He wants us to stay close to him, like a branch joined to its vine. When we stay with Jesus, his life flows into us and we grow good fruit — things like kindness, joy and love that we can share with everybody.

CELEBRATION BUILD: Spirograph Drawing Machine


WORD SEARCH

B	T	D	W	M	G	I	L	X	J	P	S	F
W	V	G	L	O	V	E	N	O	Y	B	Z	V
R	O	O	T	F	F	K	I	E	Q	I	D	T
O	V	K	I	N	D	N	F	A	D	P	V	N
S	F	R	U	I	T	Q	J	G	U	R	L	M
V	I	E	R	W	A	E	U	R	T	O	A	X
C	K	X	B	R	V	I	F	A	E	H	Y	G
P	S	L	T	I	J	A	J	P	V	L	S	U
T	T	E	N	W	E	J	J	E	M	X	N	U
C	A	E	A	L	S	T	O	S	G	W	K	F
H	Y	H	U	O	U	M	Y	W	V	S	N	B
M	W	S	N	Y	S	V	W	B	W	O	R	G
F	H	C	N	A	R	B	O	C	I	W	F	O

Find these 15 words:

- Branch
- Jesus
- Love
- Fruit
- Join
- Root
- Garden
- Joy
- Stay
- Grapes
- Kind
- True
- Grow
- Leaf
- Vine

CROSSWORD



ACROSS

2. We are like a ___ joined to the vine
6. What healthy plants do
7. Good things that grow when we stay with Jesus
8. A flat green part of a plant
10. To connect one thing to another
11. The true vine
13. Jesus is the ___ vine
14. A happy fruit the vine grows in us

DOWN

1. Being gentle and helpful is a good ___ of fruit
3. The plant part under the ground
4. A place where plants grow
5. Jesus said, "I am the true ___."
6. The fruit that grows on a vine
9. Jesus told us to ___ one another
12. To remain close to Jesus

EXPLORE · DISCOVER · GROW IN JESUS TOGETHER!

John 15:5 — "I am the vine; you are the branches."



God gives us brains to discover, invent and help others!

MONDAY 6 JULY

Project: Gearbox Car

George Stephenson

Country: England | Born: 1781 | Died: 1848



WHO HE IS

George Stephenson was an English engineer called the Father of Railways. He grew up in a poor family, worked very hard, and learned how machines worked. He helped change travel for ordinary people.





SCIENCE CONTRIBUTION

George improved steam engines and built famous locomotives and railways. His work used wheels, gears, power and motion—just like our gearbox car project helps us think about moving parts that work together.



FAITH & FAMILY

George read the Bible and wanted his work to help people. He married Frances and cared for his family. **Helpful thought:** Use the gifts God gives you to bless others.



TUESDAY 7 JULY

Project: Voice-Activated Lamp

Alexander Graham Bell

Country: Scotland / Canada / USA | Born: 1847 | Died: 1922



WHO HE IS

Alexander Graham Bell loved sound, speech and helping people hear and communicate. He taught deaf students and became one of the world's best-known inventors.





SCIENCE CONTRIBUTION

Bell invented the telephone and explored how sound travels. Our voice-activated lamp reminds us that sound can make things happen, and that science can help people connect.



FAITH & FAMILY

Bell grew up in a Christian home and believed inventions should help people. He loved his wife Mabel and their family. **Helpful quote:** 'When one door closes, another opens.'



WEDNESDAY 8 JULY

Project: Flower Music Box

Isaac Newton

Country: England | Born: 1643 | Died: 1727



WHO HE IS

Isaac Newton was a brilliant English scientist and mathematician who loved asking how God's world works. He studied carefully and became one of the most important scientists in history.



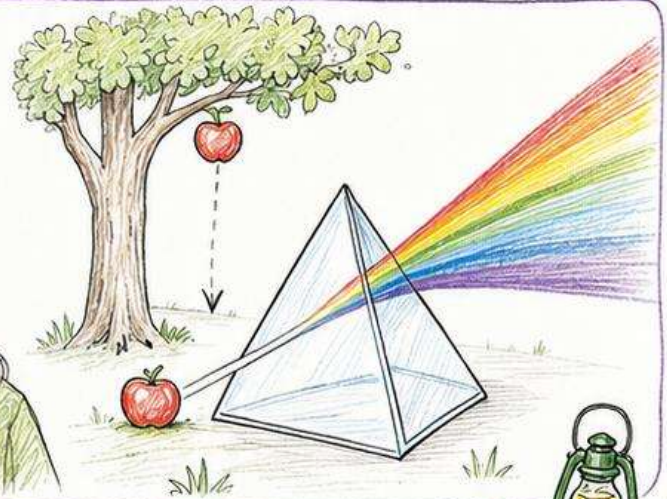
SCIENCE CONTRIBUTION

Newton studied light, colour, motion and gravity. He showed that white light can be split into many colours. His careful study of patterns and movement helps us think about the clever design in our music box project.



FAITH & FAMILY

Newton read the Bible deeply and believed the world showed God's wisdom. He never married and spent much of his life studying and writing. **Helpful quote:** 'If I have seen further, it is by standing on the shoulders of giants.'



God is the greatest inventor of all!

THURSDAY 9 JULY

Project: Ping-Pong Ball Launcher

Robert Boyle

Country: Ireland | Born: 1627 | Died: 1691



WHO HE IS

Robert Boyle was an Irish scientist who loved asking questions and doing experiments. He is often called one of the first modern scientists because he tested ideas carefully.



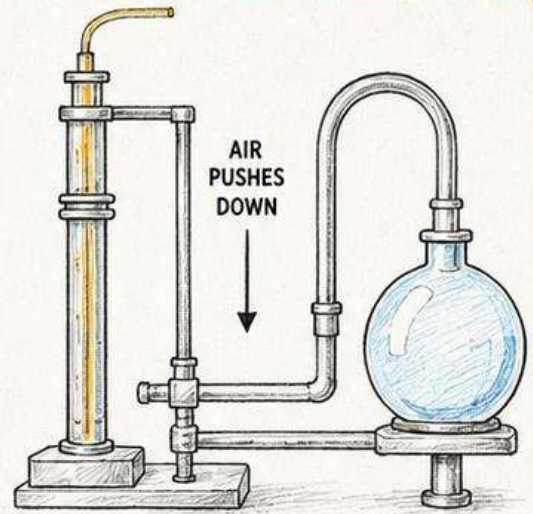
SCIENCE CONTRIBUTION

Boyle studied air and pressure and helped people understand how invisible air can push and move things. That links well with our ping-pong ball launcher and the ideas of force, motion and experiments.



FAITH & FAMILY

Boyle loved reading the Bible and believed God made an orderly world worth exploring. He never married, but he used his time and money to help others. *Helpful thought:* Careful science can help us praise our careful Creator.



FRIDAY 10 JULY

Project: Marble Vortex

Galileo Galilei

Country: Italy | Born: 1564 | Died: 1642



WHO HE IS

Galileo Galilei was an Italian scientist who loved looking at the sky and studying motion. He asked big questions and used careful observations to understand God's world better.





SCIENCE CONTRIBUTION

Galileo improved the telescope and studied movement, falling objects and the heavens. Our marble vortex helps kids think about motion, speed and gravity as marbles travel around a path.



FAITH & FAMILY

Galileo was a Christian who believed God gave people minds to think. He had three children and kept learning through hard times. *Helpful quote:* "The Bible shows the way to go to heaven, not the way the heavens go."



SUNDAY 12 JULY - CELEBRATION DAY!

Project: Spirograph Drawing Machine

William Thomson (Lord Kelvin)

Country: Ireland / Scotland | Born: 1824 | Died: 1907



WHO HE IS

William Thomson, called Lord Kelvin, was a mathematician, engineer and scientist. He loved numbers, careful measurement and learning how the world works.





SCIENCE CONTRIBUTION

Kelvin studied heat, electricity and measurement and helped improve ocean telegraph cables. Our spirograph drawing machine reminds us that maths, circles and patterns can create something beautiful.



FAITH & FAMILY

Kelvin was a strong Christian who believed science and faith belong together. He married and cared for family and friends. *Helpful thought:* The more we learn about creation, the more we can wonder at the Creator.



Use what God gives you to bless others and bring Him glory!